

# Standings 7/7 events

#	Points - Name
1	6791 Nafissatou Thiam BEL
2	6689 Anouk Vetter NED
3	6590 Emma Oosterwegel NED
4	6571 Noor Vidts BEL
5	6508 Kendell Williams USA
6	6420 Annie Kunz USA
7	6419 Carolin Schäfer GER
8	6403 Ivona Dadic AUT
9	6379 Erica Bougard USA
10	6318 Zheng Ninali CHN
11	6310 Verena Mayr AUT
12	6298 Yekaterina Voronina UZB
13	6295 Xénia Krizsán HUN
14	6214 Evelyn Aguilar COL
15	6186 Odile Ahouanwanou BEN
16	6164 Adrianna Sulek POL
17	6135 Maria Huntington FIN
18	6117 María Vicente ESP
19	6114 Vanessa Grimm GER
20	6077 Georgia Ellenwood CAN
21	0 Nadine Broersen NED (DNF)
22	0 Marthe Yasmine Koala BUR (DNF)
23	0 Yorgelis Rodríguez CUB (DNF)
24	0 Katarina Johnson-Thompson GBR (DNF)

# Results compared to PB series | 2021-08-05, Tokyo

#	Points - Name		1. 100mH	2. HJ	3. SP	4. 200m	5. LJ	6. JT	7. 800m
1	6791 Nafissatou Thiam BEL * Forecast: 1. 6791 * 7013 PB Götzis 05'17	Mark	13.54	1.92	14.82	24.90	6.60	54.68	2:15.98
		PB series	13.34	1.98	14.51	24.40	6.56	59.32	2:15.24
		Diff event	-30	-79	21	-47	13	-90	-10
		Diff after	-30	-109	-88	-135	-122	-212	-222
2	6689 Anouk Vetter NED * Forecast: 2. 6689 * 6636 PB London 08'17	Mark	13.09	1.80	15.29	23.81	6.47	51.20	2:18.72
		PB series	13.31	1.77	15.09	24.36	6.32	58.41	2:19.43
		Diff event	33	37	13	53	48	-141	10
		Diff after	33	70	83	136	184	43	53
3	6590 Emma Oosterwegel NED * Forecast: 3. 6590 * 6308 PB Götzis 05'21	Mark	13.36	1.80	13.28	24.25	6.29	54.60	2:11.09
		PB series	13.69	1.77	13.06	24.60	6.07	51.97	2:13.06
		Diff event	48	37	15	33	69	51	29
		Diff after	48	85	100	133	202	253	282
4	6571 Noor Vidts BEL * Forecast: 4. 6571 * 6240 PB Arona 06'21	Mark	13.17	1.83	14.33	23.70	6.32	41.80	2:09.05
		PB series	13.41	1.79	13.31	24.98	6.34	38.80	2:09.34
		Diff event	36	50	68	121	-7	58	5
		Diff after	36	86	154	275	268	326	331
5	6508 Kendell Williams USA * Forecast: 5. 6508 * 6683 PB Eugene 06'21	Mark	12.97	1.80	12.41	24.00	6.57	48.78	2:16.91
		PB series	12.95	1.84	13.12	23.51	6.73	47.41	2:16.85
		Diff event	-3	-51	-47	-47	-52	26	-1
		Diff after	-3	-54	-101	-148	-200	-174	-175
6	6420 Annie Kunz USA * Forecast: 6. 6420 * 6703 PB Eugene 06'21	Mark	13.49	1.80	15.15	24.12	6.32	42.77	2:15.93
		PB series	12.95	1.81	15.73	23.71	6.50	45.06	2:15.24
		Diff event	-80	-13	-39	-40	-58	-44	-9
		Diff after	-80	-93	-132	-172	-230	-274	-283

# Standings 7/7 events

#	Points - Name
1	6791 Nafissatou Thiam BEL
2	6689 Anouk Vetter NED
3	6590 Emma Oosterwegel NED
4	6571 Noor Vidts BEL
5	6508 Kendell Williams USA
6	6420 Annie Kunz USA
7	6419 Carolin Schäfer GER
8	6403 Ivona Dadic AUT
9	6379 Erica Bougard USA
10	6318 Zheng Ninali CHN
11	6310 Verena Mayr AUT
12	6298 Yekaterina Voronina UZB
13	6295 Xénia Krizsán HUN
14	6214 Evelyn Aguilar COL
15	6186 Odile Ahouanwanou BEN
16	6164 Adrianna Sułek POL
17	6135 Maria Huntington FIN
18	6117 María Vicente ESP
19	6114 Vanessa Grimm GER
20	6077 Georgia Ellenwood CAN
21	0 Nadine Broersen NED (DNF)
22	0 Marthe Yasmine Koala BUR (DNF)
23	0 Yorgelis Rodríguez CUB (DNF)
24	0 Katarina Johnson-Thompson GBR (DNF)

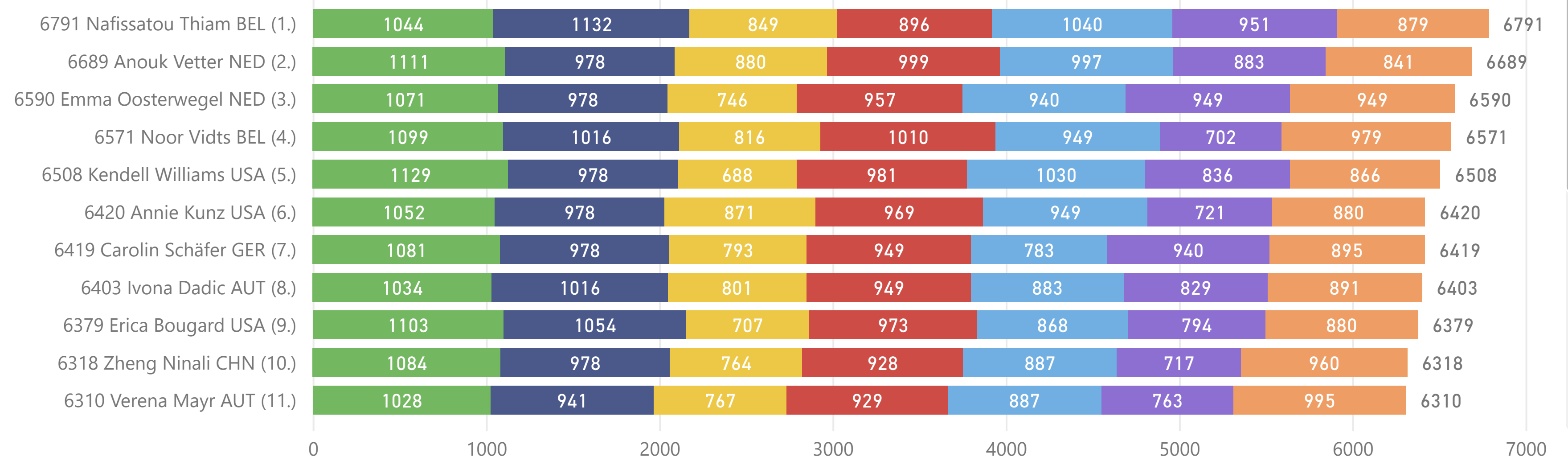
# Forecast using PB series | 2021-08-05, Tokyo

#	Forecast		1. 100mH	2. HJ	3. SP	4. 200m	5. LJ	6. JT	7. 800m
1	6791 Nafissatou Thiam BEL * Standings: 1. 6791 * 7013 PB Götzis 05'17	Status	Result	Result	Result	Result	Result	Result	Result
		Mark	13.54	1.92	14.82	24.90	6.60	54.68	2.15.98
		Pts	1044	1132	849	896	1040	951	879
		Rank	15	1	4	18	1	1	13
		Pts after	1044	2176	3025	3921	4961	5912	6791
		Rank after	15	1	1	3	2	1	1
2	6689 Anouk Vetter NED * Standings: 2. 6689 * 6636 PB London 08'17	Status	Result	Result	Result	Result	Result	Result	Result
		Mark	13.09	1.80	15.29	23.81	6.47	51.20	2.18.72
		Pts	1111	978	880	999	997	883	841
		Rank	3	8	2	3	3	4	17
		Pts after	1111	2089	2969	3968	4965	5848	6689
		Rank after	3	6	2	1	1	2	2
3	6590 Emma Oosterwegel NED * Standings: 3. 6590 * 6308 PB Götzis 05'21	Status	Result	Result	Result	Result	Result	Result	Result
		Mark	13.36	1.80	13.28	24.25	6.29	54.60	2.11.09
		Pts	1071	978	746	957	940	949	949
		Rank	11	8	16	10	6	2	8
		Pts after	1071	2049	2795	3752	4692	5641	6590
		Rank after	11	13	12	11	8	4	3
4	6571 Noor Vidts BEL * Standings: 4. 6571 * 6240 PB Arona 06'21	Status	Result	Result	Result	Result	Result	Result	Result
		Mark	13.17	1.83	14.33	23.70	6.32	41.80	2.09.05
		Pts	1099	1016	816	1010	949	702	979

Standings 7/7 events

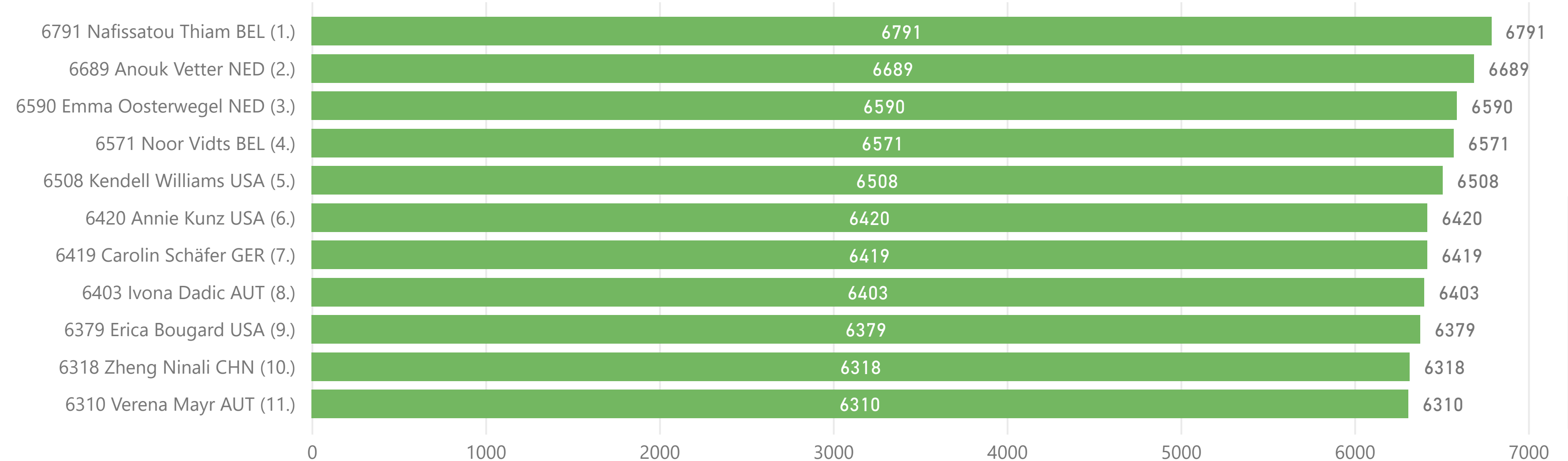
#	Points - Name
1	6791 Nafissatou Thiam BEL
2	6689 Anouk Vetter NED
3	6590 Emma Oosterwegel NED
4	6571 Noor Vidts BEL
5	6508 Kendell Williams USA
6	6420 Annie Kunz USA
7	6419 Carolin Schäfer GER
8	6403 Ivona Dadic AUT
9	6379 Erica Bougard USA
10	6318 Zheng Ninali CHN
11	6310 Verena Mayr AUT
12	6298 Yekaterina Voronina UZB
13	6295 Xénia Krizsán HUN
14	6214 Evelyn Aguilar COL
15	6186 Odile Ahouanwanou BEN
16	6164 Adrianna Sułek POL
17	6135 Maria Huntington FIN
18	6117 María Vicente ESP
19	6114 Vanessa Grimm GER
20	6077 Georgia Ellenwood CAN
21	0 Nadine Broersen NED (DNF)
22	0 Marthe Yasmine Koala BUR (DNF)
23	0 Yorgelis Rodríguez CUB (DNF)

● 1. 100mH ● 2. HJ ● 3. SP ● 4. 200m ● 5. LJ ● 6. JT ● 7. 800m



Forecast

● Standings ● Forecast

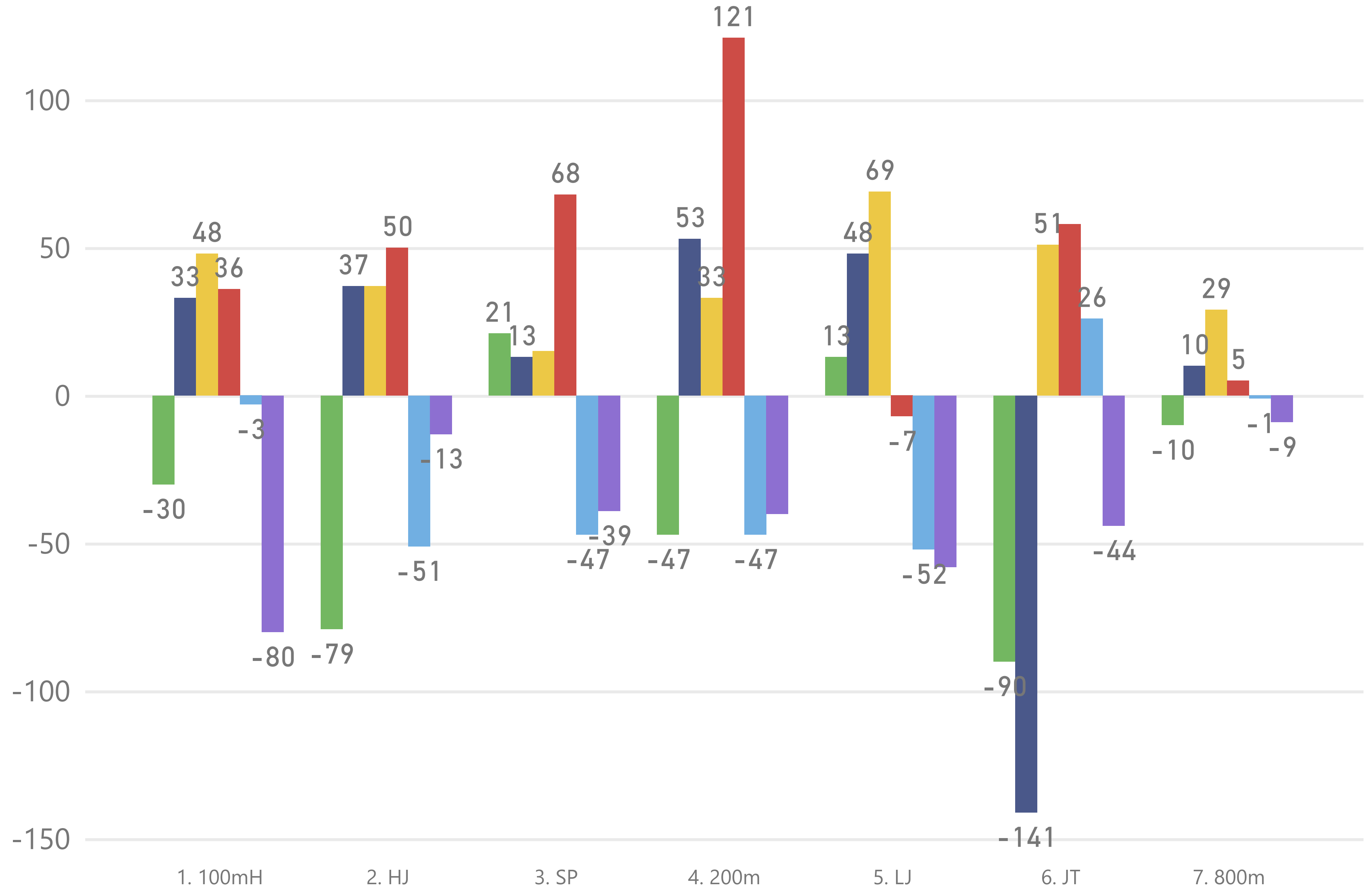


# Event points compared to PB series | 2021-08-05, Tokyo



## Standings

- 1. 6791 Nafissatou Thiam BEL
- 2. 6689 Anouk Vetter NED
- 3. 6590 Emma Oosterwegel NED
- 4. 6571 Noor Vidts BEL
- 5. 6508 Kendell Williams USA
- 6. 6420 Annie Kunz USA



Sponsored by

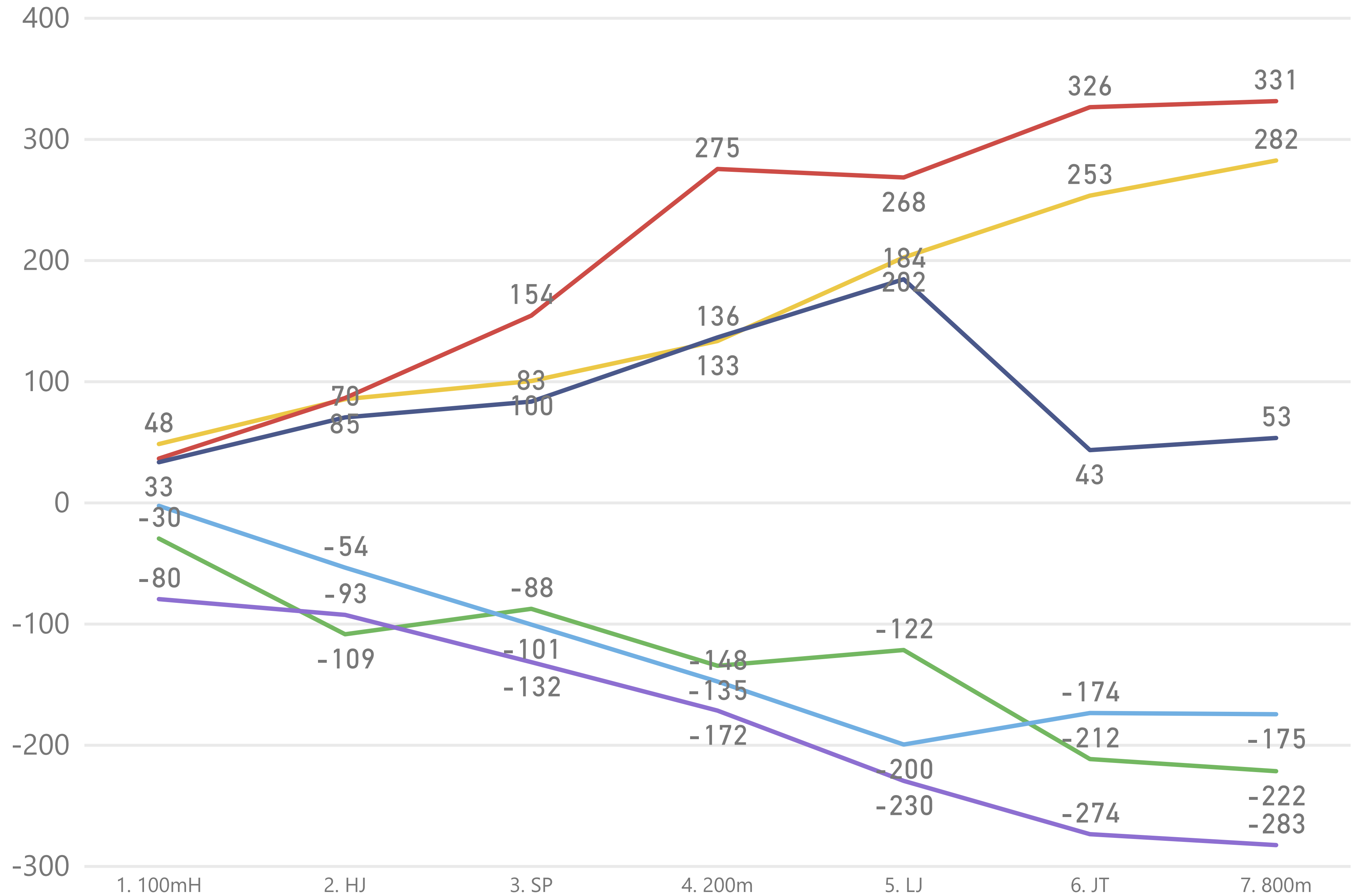


# Points after events compared to PB series | 2021-08-05, Tokyo



## Standings

- 1. 6791 Nafissatou Thiam BEL
- 2. 6689 Anouk Vetter NED
- 3. 6590 Emma Oosterwegel NED
- 4. 6571 Noor Vidts BEL
- 5. 6508 Kendell Williams USA
- 6. 6420 Annie Kunz USA



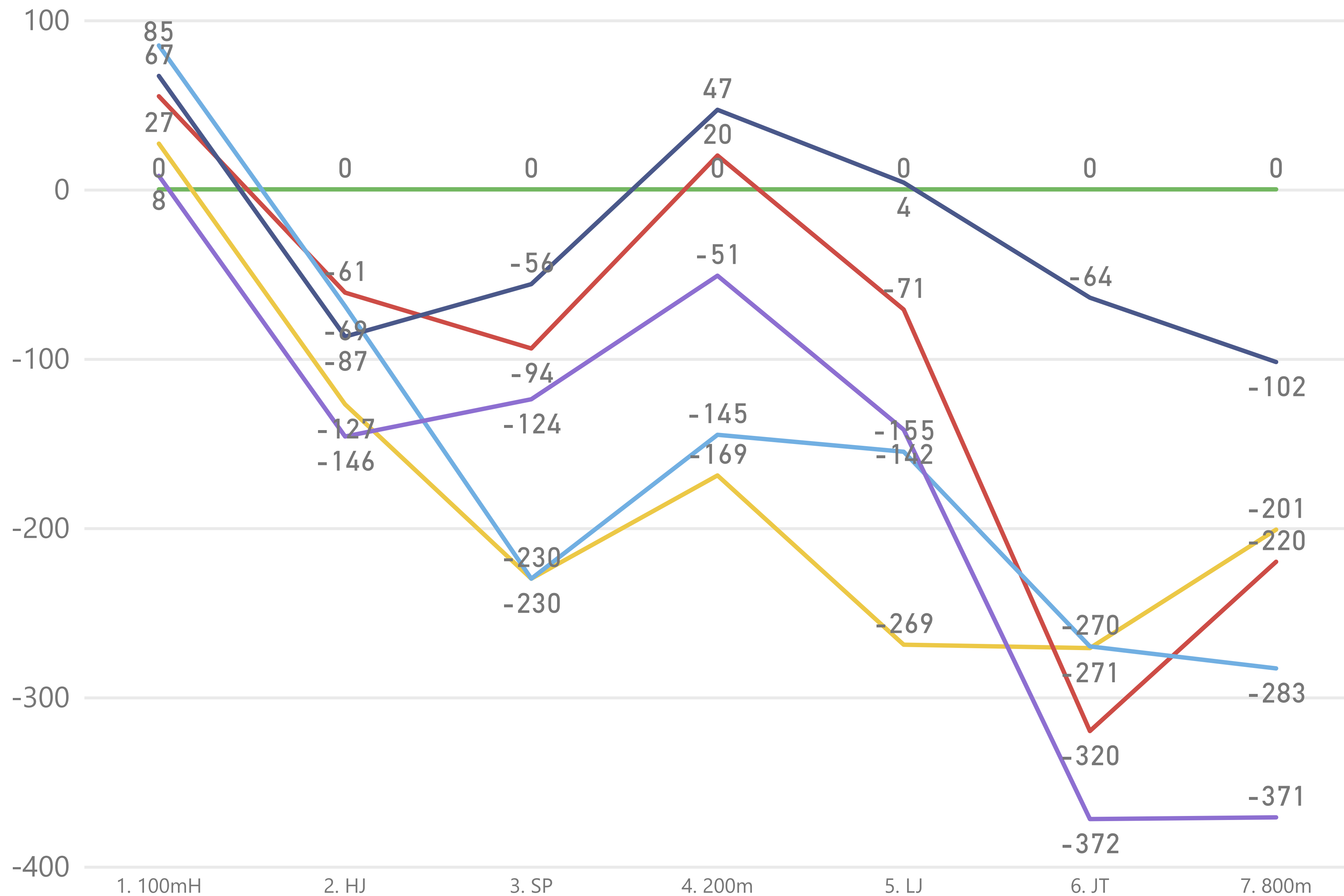
Sponsored by





Standings

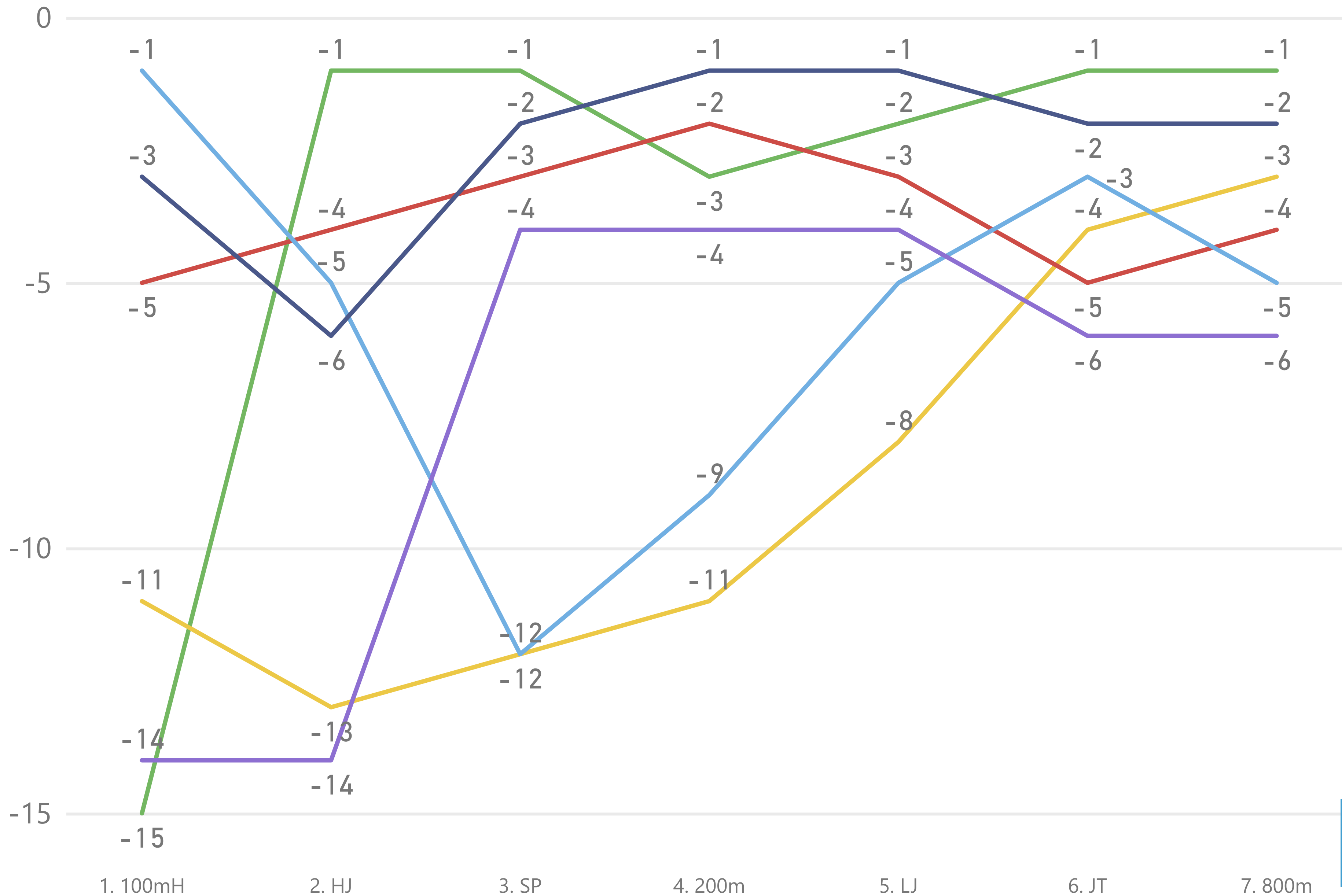
- 1. 6791 Nafissatou Thiam BEL
- 2. 6689 Anouk Vetter NED
- 3. 6590 Emma Oosterwegel NED
- 4. 6571 Noor Vidts BEL
- 5. 6508 Kendell Williams USA
- 6. 6420 Annie Kunz USA



Sponsored by



# Rank after 7 events. (f) = forecast | 2021-08-05, Tokyo



## Standings

- 1. 6791 Nafissatou Thiam BEL
- 2. 6689 Anouk Vetter NED
- 3. 6590 Emma Oosterwegel NED
- 4. 6571 Noor Vidts BEL
- 5. 6508 Kendell Williams USA
- 6. 6420 Annie Kunz USA

Sponsored by



# Standings 7/7 events

#	Points - Name
1	6791 Nafissatou Thiam BEL
2	6689 Anouk Vetter NED
3	6590 Emma Oosterwegel NED
4	6571 Noor Vidts BEL
5	6508 Kendell Williams USA
6	6420 Annie Kunz USA
7	6419 Carolin Schäfer GER
8	6403 Ivona Dadic AUT
9	6379 Erica Bougard USA
10	6318 Zheng Ninali CHN
11	6310 Verena Mayr AUT
12	6298 Yekaterina Voronina UZB
13	6295 Xénia Krizsán HUN
14	6214 Evelyn Aguilar COL
15	6186 Odile Ahouanwanou BEN
16	6164 Adrianna Sutek POL
17	6135 Maria Huntington FIN
18	6117 María Vicente ESP
19	6114 Vanessa Grimm GER
20	6077 Georgia Ellenwood CAN
21	0 Nadine Broersen NED (DNF)
22	0 Marthe Yasmine Koala BUR (DNF)
23	0 Yvonne Dierckx GBR (DNF)

# Last run target times for new PB | 2021-08-05, Tokyo

Pts prior last run	Name	PB series	PB series mark	PB series pts	Forecast	Target pts for PB	Mark for PB
5912	Nafissatou Thiam BEL	7013	2:15.24	889	6801	1102	2.00.93
5848	Anouk Vetter NED	6636	2:19.43	831	6679	789	2.22.60
5642	Kendell Williams USA	6683	2:16.85	867	6509	1042	2.04.83
5641	Emma Oosterwegel NED	6308	2:13.06	920	6561	668	2.32.04
5592	Noor Vidts BEL	6240	2:09.34	974	6566	649	2.33.59
5540	Annie Kunz USA	6703	2:15.24	889	6429	1164	1.56.00
5524	Carolin Schäfer GER	6836	2:14.73	897	6421	1313	< 1.51.71
5512	Ivona Dadic AUT	6552	2:11.87	937	6449	1041	2.04.90
5499	Erica Bougard USA	6725	2:08.42	988	6487	1227	1.53.10
5481	Odile Ahouanwanou BEN	6274	2:25.44	751	6232	794	2.22.22
5358	Zheng Ninali CHN	6358	2:14.49	900	6258	1001	2.07.56
5329	Yekaterina Voronina UZB	6241	2:16.19	876	6205	913	2.13.60
5315	Verena Mayr AUT	6591	2:07.74	998	6313	1277	< 1.51.71
5302	Maria Huntington FIN	6339	2:20.27	820	6122	1038	2.05.10
5296	Xénia Krizsán HUN	6651	2:11.51	943	6239	1356	< 1.51.71
5256	Evelyn Aguilar COL	6346	2:13.71	911	6167	1091	2.01.64
5252	María Vicente ESP	6304	2:18.60	843	6095	1053	2.04.11
5243	Georgia Ellenwood CAN	6314	2:11.45	944	6187	1072	2.02.87
5239	Vanessa Grimm GER	6316	2:16.35	874	6113	1078	2.02.48
5169	Adrianna Sutek POL	6315	2:12.38	930	6099	1147	1.58.07

6420

7162



## Last event run | Target times for final points

Pts prior last run	Name	PB	NR	Target	Pts needed	Mark needed
5912	Nafissatou Thiam BEL	7013	7013	6420	508	2.45.86
5848	Anouk Vetter NED	6636	6636	6420	572	2.40.11
5642	Kendell Williams USA	6683	7291	6420	778	2.23.43
5641	Emma Oosterwegel NED	6308	6636	6420	779	2.23.35
5592	Noor Vidts BEL	6240	7013	6420	828	2.19.70
5540	Annie Kunz USA	6703	7291	6420	880	2.15.94
5524	Carolin Schäfer GER	6836	6985	6420	896	2.14.80
5512	Ivona Dadic AUT	6552	6591	6420	908	2.13.95
5499	Erica Bougard USA	6725	7291	6420	921	2.13.04
5481	Odile Ahouanwanou BEN	6274	6274	6420	939	2.11.79
5358	Zheng Ninali CHN	6358	6358	6420	1062	2.03.52
5329	Yekaterina Voronina UZB	6241	6346	6420	1091	2.01.64
5315	Verena Mayr AUT	6591	6591	6420	1105	2.00.74
5302	Maria Huntington FIN	6339	6404	6420	1118	1.59.91
5296	Xénia Krizsán HUN	6651	6651	6420	1124	1.59.52
5256	Evelyn Aguilar COL	6346	6346	6420	1164	1.56.00

#	Points	Name
1	6791	Nafissatou Thiam BEL
2	6689	Anouk Vetter NED
3	6590	Emma Oosterwegel NED
4	6571	Noor Vidts BEL
5	6508	Kendell Williams USA
6	6420	Annie Kunz USA
7	6419	Carolin Schäfer GER
8	6403	Ivona Dadic AUT
9	6379	Erica Bougard USA
10	6318	Zheng Ninali CHN
11	6310	Verena Mayr AUT
12	6298	Yekaterina Voronina UZB
13	6295	Xénia Krizsán HUN
14	6214	Evelyn Aguilar COL
15	6186	Odile Ahouanwanou BEN
16	6164	Adrianna Sułek POL
17	6135	Maria Huntington FIN
18	6117	María Vicente ESP
19	6114	Vanessa Grimm GER
20	6077	Georgia Ellenwood CAN

Sponsored by

## Last event run target times for NR | 2021-08-05, Tokyo

Pts prior last run	Name	Pts in PB series	Mark in PB series	Pts needed for NR	Mark needed for NR	NR
5912	Nafissatou Thiam BEL	889	2:15.24	1101	2.00.00	7013 Nafissatou Thiam BEL 2017
5848	Anouk Vetter NED	831	2:19.43	788	2.22.67	6636 Anouk Vetter NED 2017
5642	Kendell Williams USA	867	2:16.85	1649	< 1.51.71	7291 Jackie Joyner-Kersey USA 1988
5641	Emma Oosterwegel NED	920	2:13.06	995	2.07.97	6636 Anouk Vetter NED 2017
5592	Noor Vidts BEL	974	2:09.34	1421	< 1.51.71	7013 Nafissatou Thiam BEL 2017
5540	Annie Kunz USA	889	2:15.24	1751	< 1.51.71	7291 Jackie Joyner-Kersey USA 1988
5524	Carolin Schäfer GER	897	2:14.73	1461	< 1.51.71	6985 Sabine Braun GER 1992
5512	Ivona Dadic AUT	937	2:11.87	1079	2.02.42	6591 Verena Preiner AUT 2019
5499	Erica Bougard USA	988	2:08.42	1792	< 1.51.71	7291 Jackie Joyner-Kersey USA 1988
5481	Odile Ahouanwanou BEN	751	2:25.44	793	2.22.30	6274 Odile Ahouanwanou BEN 2021
5358	Zheng Ninali CHN	900	2:14.49	1000	2.07.63	6358 Ninali Zheng CHN 2021
5329	Yekaterina Voronina UZB	876	2:16.19	1017	2.06.49	6346 Ekaterina Voronina UZB 2021
5315	Verena Mayr AUT	998	2:07.74	1276	< 1.51.71	6591 Verena Preiner AUT 2019
5302	Maria Huntington FIN	820	2:20.27	1102	2.00.93	6404 Satu Ruotsalainen FIN 1991
5296	Xénia Krizsán HUN	943	2:11.51	1355	< 1.51.71	6651 Xénia Krizsán HUN 2021
5256	Evelyn Aguilar COL	911	2:13.71	1090	2.01.70	6346 Evelis Jazmin Aguilar COL 2021
5252	María Vicente ESP	843	2:18.60	1052	2.04.18	6304 María Vicente ESP 2021
5243	Georgia Ellenwood CAN	944	2:11.45	1565	< 1.51.71	6808 Brianne Theisen-Eaton CAN 2015