

Standings 7/7 events

Results compared to PB series | 2021-04-16 Sydney AUS

#	Points - Name
1	5304 Taneille Crase AUS
2	5285 Rachel Limburg AUS
3	5150 Tiana Morrison AUS
4	4995 Christine Gayen AUS
5	4555 Amie Bowrey AUS
6	4358 Chloe Davis AUS
7	3944 Jane Hickie AUS
8	3807 Emily Keehn AUS

#	Points - Name		1. 100mH	2. HJ	3. SP	4. 200m	5. LJ	6. JT	7. 800m
1	5304 Taneille Crase AUS * Forecast: 1. 5304 * 5326 PB Sydney AUS 04'19	Mark	13.82	1.70	10.02	25.03	5.77	32.77	2:27.76
		PB series	14.20	1.69	10.82	26.05	5.73	36.55	2:22.59
		Diff event	54	13	-52	91	12	-72	-68
		Diff after	54	67	15	106	118	46	-22
2	5285 Rachel Limburg AUS * Forecast: 2. 5285 * 5471 PB Nathan, Brisbane AUS 02'20	Mark	14.70	1.73	11.91	27.17	5.50	43.95	2:28.20
		PB series	14.41	1.75	12.26	25.98	5.91	35.31	2:25.00
		Diff event	-39	-25	-23	-101	-122	165	-41
		Diff after	-39	-64	-87	-188	-310	-145	-186
3	5150 Tiana Morrison AUS * Forecast: 3. 5150 * 5069 PB Nathan, Brisbane AUS 12'20	Mark	14.57	1.73	10.90	25.76	5.41	36.15	2:30.63
		PB series	14.74	1.69	10.83	25.74	5.65	30.65	2:28.31
		Diff event	23	49	5	-2	-70	105	-29
		Diff after	23	72	77	75	5	110	81
4	4995 Christine Gayen AUS * Forecast: 4. 4995 * 4967 PB Adelaide AUS 01'21	Mark	15.16	1.61	11.46	26.63	5.59	39.04	2:30.69
		PB series	14.94	1.55	11.61	26.77	5.76	36.69	2:30.05
		Diff event	-29	69	-10	12	-51	45	-8
		Diff after	-29	40	30	42	-9	36	28
5	4555 Amie Bowrey AUS * Forecast: 5. 4555 * < PB series missing >	Mark	16.04	1.58	10.27	27.77	5.20	40.49	2:33.70
		PB series	00.00	0.00	00.00	00.00	0.00	00.00	0:00.00
		Diff event	709	712	547	649	614	677	647
		Diff after	709	1421	1968	2617	3231	3908	4555
6	4358 Chloe Davis AUS * Forecast: 6. 4358 * < PB series missing >	Mark	17.12	1.52	10.18	26.81	5.02	34.25	2:26.27
		PB series	00.00	0.00	00.00	00.00	0.00	00.00	0:00.00
		Diff event	583	644	541	728	565	557	740
		Diff after	583	1227	1768	2496	3061	3618	4358

Standings 7/7 events

Forecast using PB series | 2021-04-16 Sydney AUS

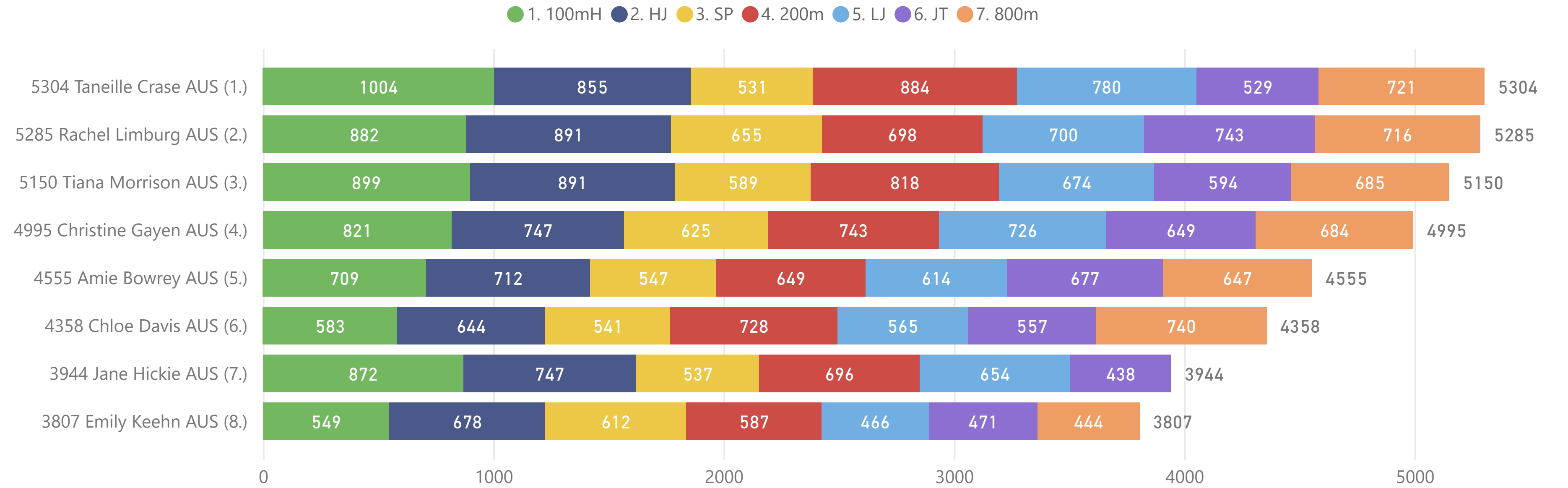
#	Points - Name
1	5304 Taneille Crase AUS
2	5285 Rachel Limburg AUS
3	5150 Tiana Morrison AUS
4	4995 Christine Gayen AUS
5	4555 Amie Bowrey AUS
6	4358 Chloe Davis AUS
7	3944 Jane Hickie AUS
8	3807 Emily Keehn AUS

#	Forecast		1. 100mH	2. HJ	3. SP	4. 200m	5. LJ	6. JT	7. 800m
1	5304 Taneille Crase AUS * Standings: 1. 5304 * 5326 PB Sydney AUS 04'19	Status	Result	Result	Result	Result	Result	Result	Result
		Mark	13.82	1.70	10.02	25.03	5.77	32.77	2.27.76
		Pts	1004	855	531	884	780	529	721
		Rank	1	3	8	1	1	6	2
		Pts after	1004	1859	2390	3274	4054	4583	5304
		Rank after	1	1	2	1	1	1	1
2	5285 Rachel Limburg AUS * Standings: 2. 5285 * 5471 PB Nathan, Brisbane AUS 02'20	Status	Result	Result	Result	Result	Result	Result	Result
		Mark	14.70	1.73	11.91	27.17	5.50	43.95	2.28.20
		Pts	882	891	655	698	700	743	716
		Rank	3	1	1	5	3	1	3
		Pts after	882	1773	2428	3126	3826	4569	5285
		Rank after	3	3	1	3	3	2	2
3	5150 Tiana Morrison AUS * Standings: 3. 5150 * 5069 PB Nathan, Brisbane AUS 12'20	Status	Result	Result	Result	Result	Result	Result	Result
		Mark	14.57	1.73	10.90	25.76	5.41	36.15	2.30.63
		Pts	899	891	589	818	674	594	685
		Rank	2	1	4	2	4	4	4
		Pts after	899	1790	2379	3197	3871	4465	5150
		Rank after	2	2	3	2	2	3	3
4	4995 Christine Gayen AUS * Standings: 4. 4995 * 4967 PB Adelaide AUS 01'21	Status	Result	Result	Result	Result	Result	Result	Result
		Mark	15.16	1.61	11.46	26.63	5.59	39.04	2.30.69
		Pts	821	747	625	743	726	649	684

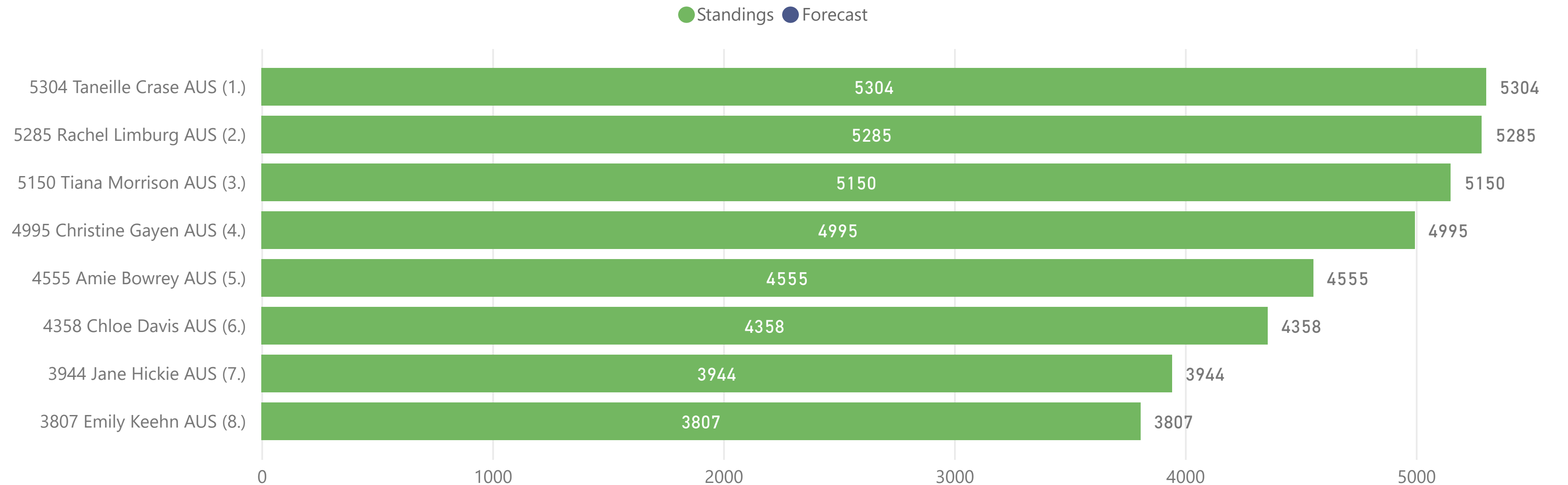
Results and forecast (f) points | 2021-04-16 Sydney AUS

Standings 7/7 events

#	Points	Name
1	5304	Taneille Crase AUS
2	5285	Rachel Limburg AUS
3	5150	Tiana Morrison AUS
4	4995	Christine Gayen AUS
5	4555	Amie Bowrey AUS
6	4358	Chloe Davis AUS
7	3944	Jane Hickie AUS
8	3807	Emily Keehn AUS



Forecast



Sponsored by

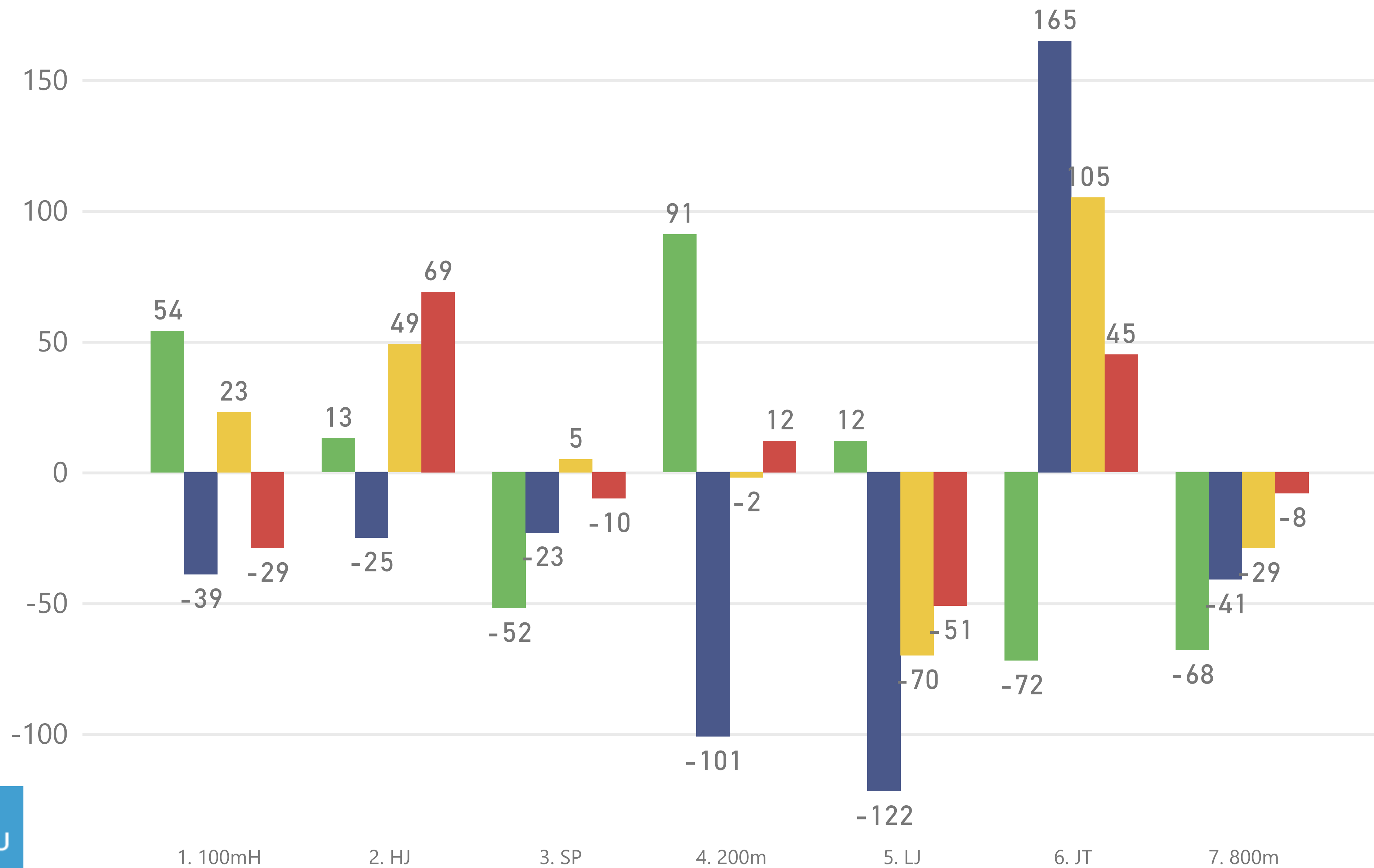


Event points compared to PB series | 2021-04-16 Sydney AUS



Standings

- 1. 5304 Taneille Crase AUS
- 2. 5285 Rachel Limburg AUS
- 3. 5150 Tiana Morrison AUS
- 4. 4995 Christine Gayen AUS



Sponsored by

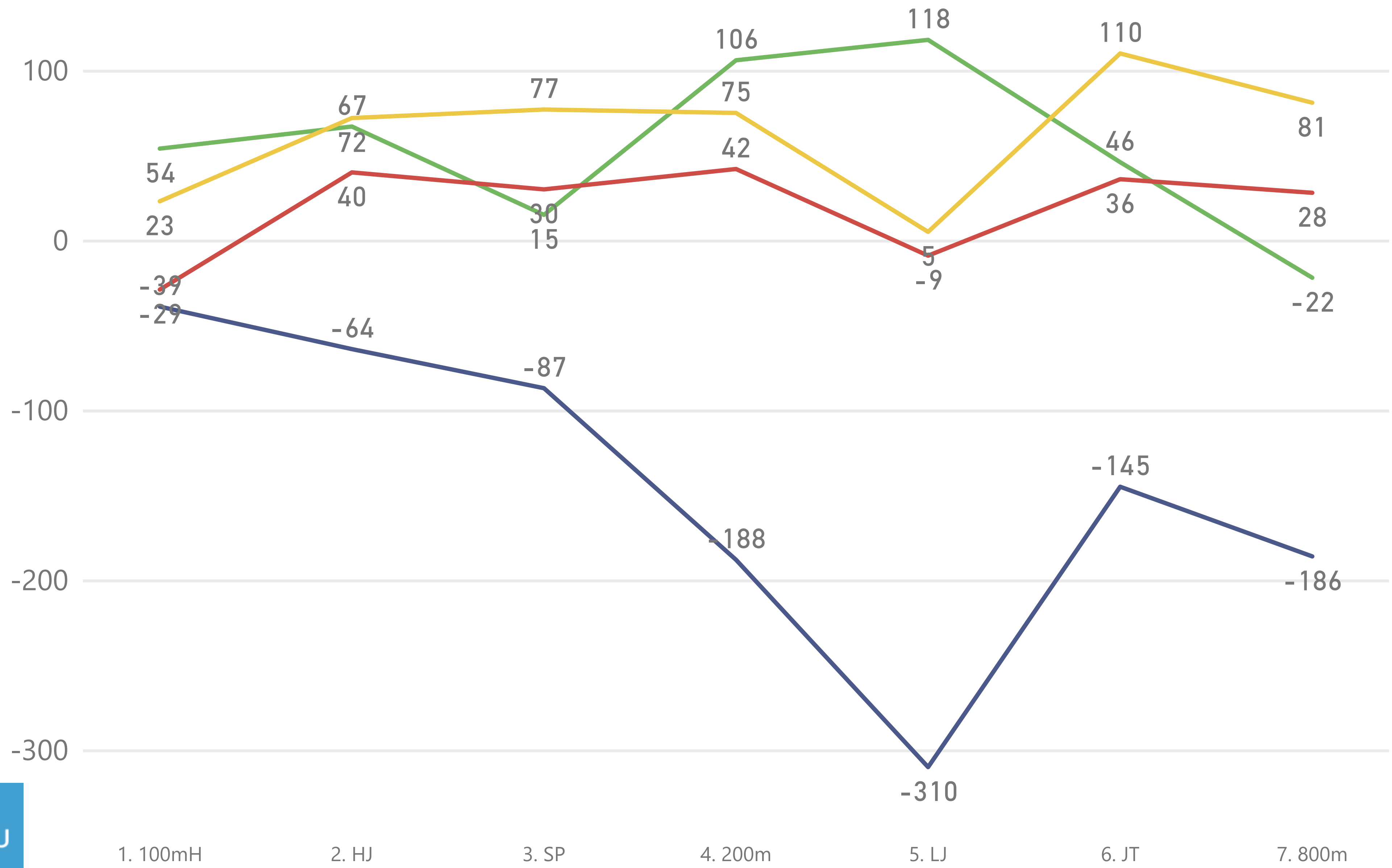


Points after events compared to PB series | 2021-04-16 Sydney AUS

Ten7events

Standings

- 1. 5304 Taneille Crase AUS
- 2. 5285 Rachel Limburg AUS
- 3. 5150 Tiana Morrison AUS
- 4. 4995 Christine Gayen AUS



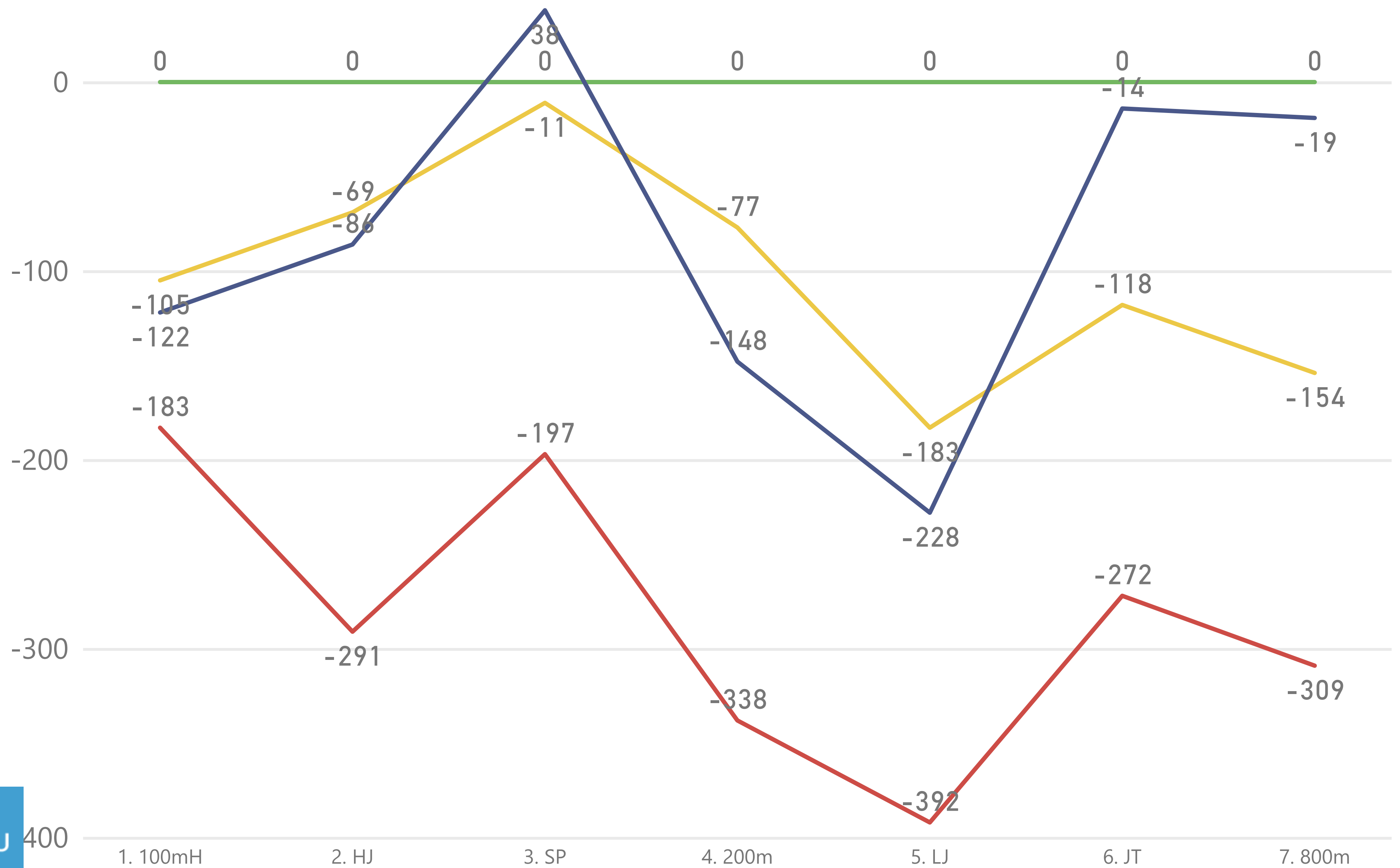
Sponsored by





Standings

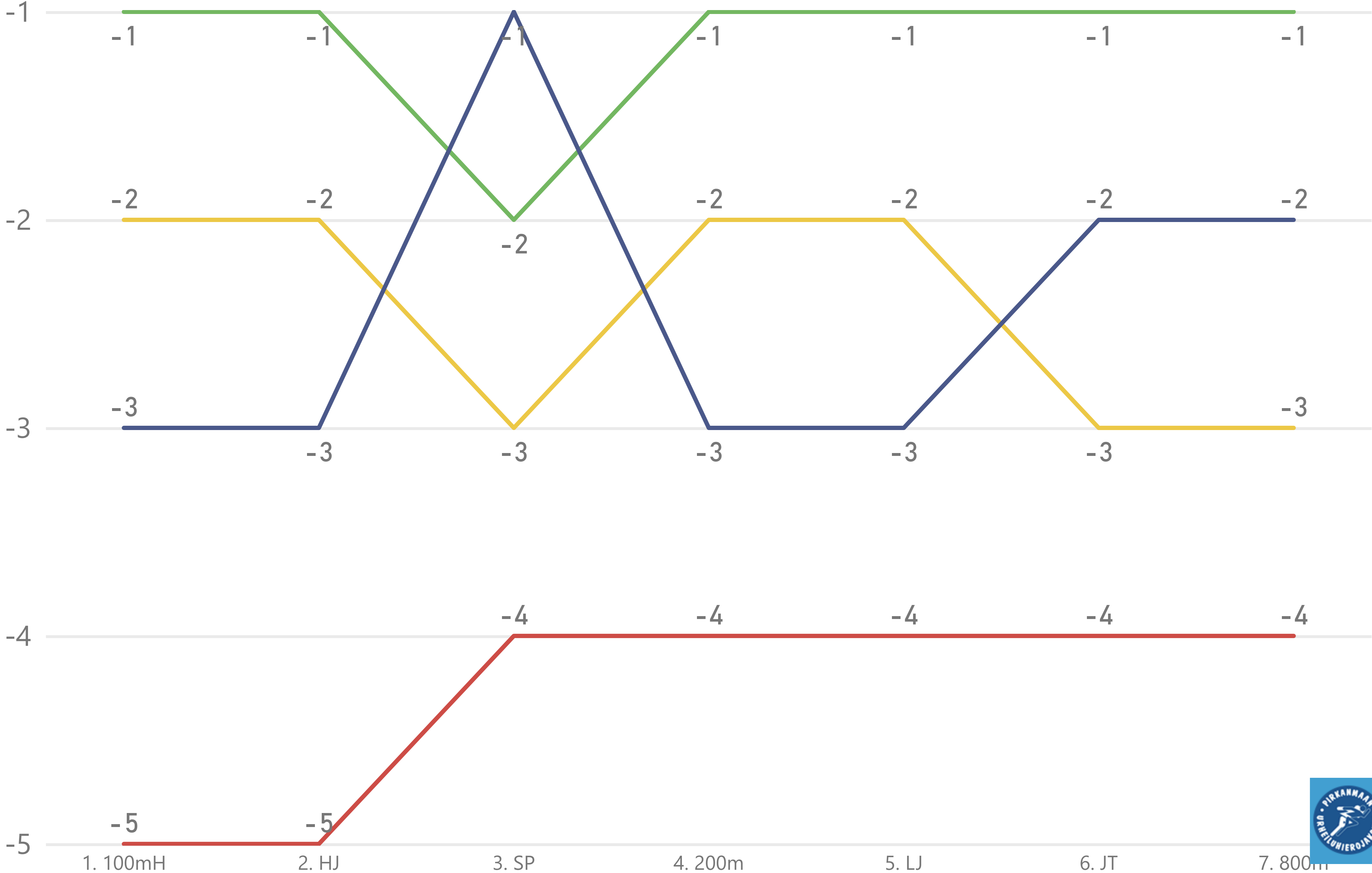
- 1. 5304 Taneille Crase AUS
- 2. 5285 Rachel Limburg AUS
- 3. 5150 Tiana Morrison AUS
- 4. 4995 Christine Gayen AUS



Sponsored by



Rank after 7 events. (f) = forecast | 2021-04-16 Sydney AUS



- Standings
- 1. 5304 Taneille Crase AUS
 - 2. 5285 Rachel Limburg AUS
 - 3. 5150 Tiana Morrison AUS
 - 4. 4995 Christine Gayen AUS



Standings 7/7 events

Last run target times for new PB | 2021-04-16 Sydney AUS

#	Points	Name
1	5304	Taneille Crase AUS
2	5285	Rachel Limburg AUS
3	5150	Tiana Morrison AUS
4	4995	Christine Gayen AUS
5	4555	Amie Bowrey AUS
6	4358	Chloe Davis AUS
7	3944	Jane Hickie AUS
8	3807	Emily Keehn AUS

Pts prior last run	Name	PB series	PB series mark	PB series pts	Forecast	Target pts for PB	Mark for PB
4583	Taneille Crase AUS	5326	2:22.59	789	5372	744	2.26.02
4569	Rachel Limburg AUS	5471	2:25.00	757	5326	903	2.14.31
4465	Tiana Morrison AUS	5069	2:28.31	714	5179	605	2.37.27
4311	Christine Gayen AUS	4967	2:30.05	692	5003	657	2.32.93
3944	Jane Hickie AUS	4820	2:49.28	471	4415	877	2.16.15
3908	Amie Bowrey AUS		0.00.00	0			
3618	Chloe Davis AUS		0.00.00	0			
3363	Emily Keehn AUS		0.00.00	0			